

airCloud Home Adapter

SPX-WFA, SPX-WFG02, SPX-WFG03

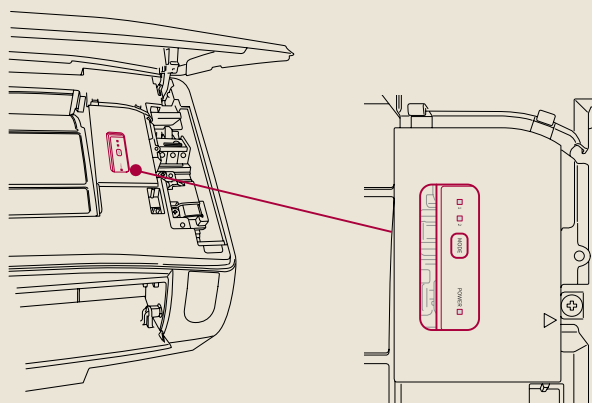
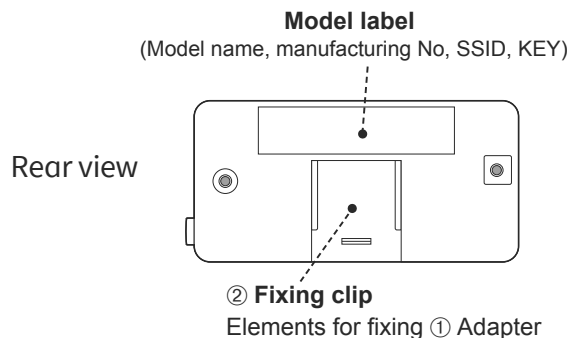
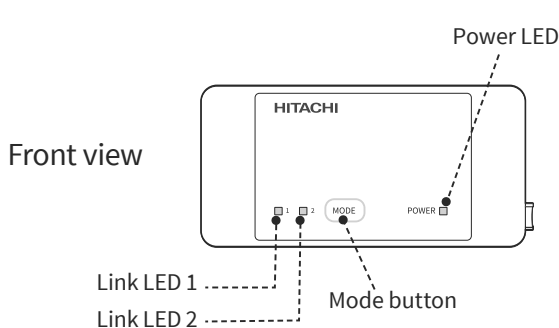
HITACHI

Specifications sheet

AIRCLOUD HOME ADAPTER	SPX-WFG03	SPX-WFG02	SPX-WFA
Installation place	Inside OR external at bottom at the AC indoor unit	External, at bottom of the AC indoor unit	External, at bottom of the AC indoor unit
Dimensions (LxWxH)	80x40x16.5mm		
Housing	ABS plastic		
Cable length	420mm	1,000mm	1,000mm
Power supply	12V (power source not needed)		
Wireless LAN standard	IEEE 802.11b/g/n 2.4GHz band		
Wifi configuration	AP and WPS		
Certification*	CE	CE	FCC, IC, ETL

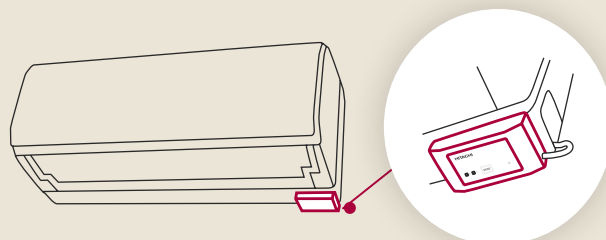
* Additional local certifications may be available, please consult your distributor for your country's certifications.

VIEWS OF THE AIRCLOUD HOME ADAPTER



SPX-WFG03 (recommended position)

Invisible inside airHome air conditioner, readily available space



SPX-WFA & SPX-WFG02 (& SPX-WFG03, optional position)

In the bottom of the air conditioner

Video: Watch airCloud Home adapter's installation guidance https://youtu.be/P748UFxRx_c